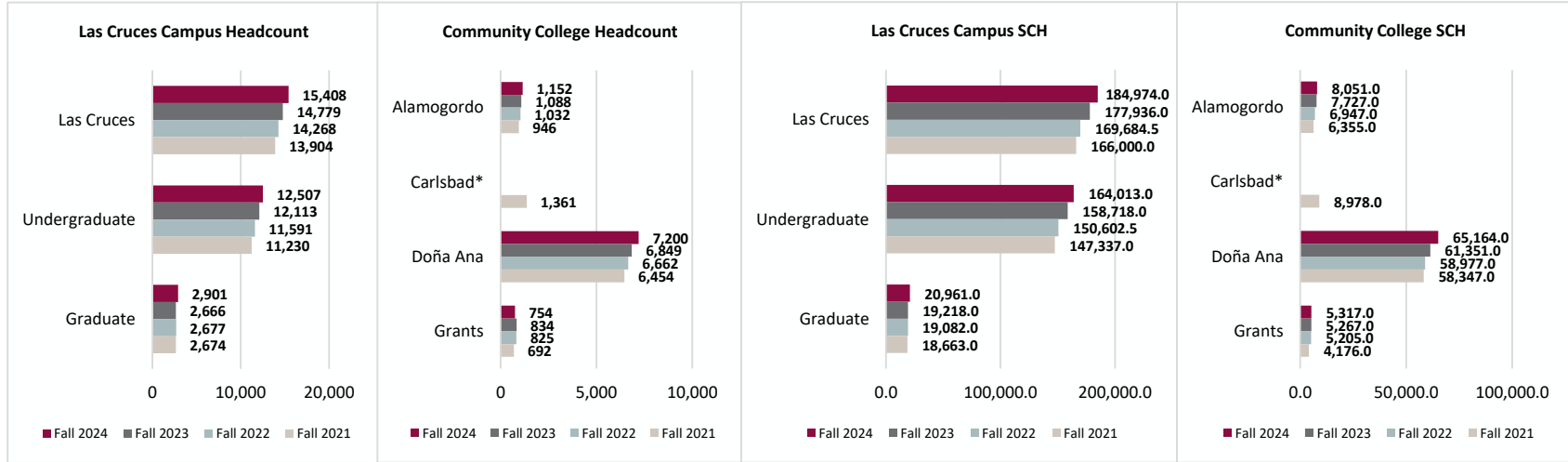
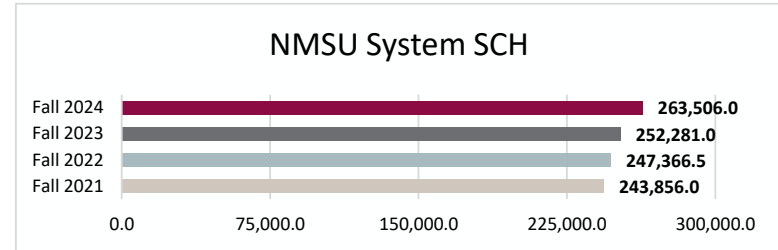
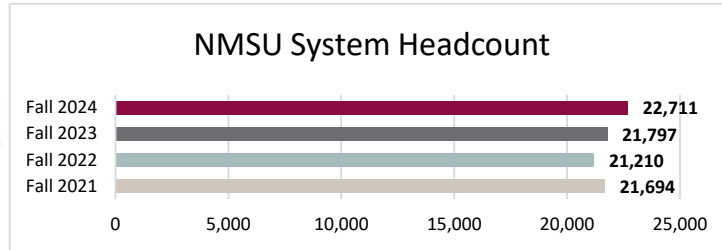


NMSU Enrollment Report

Fall 2024 CENSUS



Enrollment

Campus	Fall 2021	Fall 2022	Fall 2023	Fall 2024	1 Year Change	1 Year % Change
NMSU System	21,694	21,210	21,797	22,711	914	4.2%
Alamogordo	946	1,032	1,088	1,152	64	5.9%
Carlsbad*	1,361					
Doña Ana	6,454	6,662	6,849	7,200	351	5.1%
Grants	692	825	834	754	-80	-9.6%
Las Cruces	13,904	14,268	14,779	15,408	629	4.3%
Undergraduate	11,230	11,591	12,113	12,507	394	3.3%
Graduate	2,674	2,677	2,666	2,901	235	8.8%

Student Credit Hours

Campus	Fall 2021	Fall 2022	Fall 2023	Fall 2024	1 Year Change	1 Year % Change
NMSU System	243,856.0	247,366.5	252,281.0	263,506.0	11,225.0	4.4%
Alamogordo	6,355.0	6,947.0	7,727.0	8,051.0	324.0	4.2%
Carlsbad*	8,978.0					
Doña Ana	58,347.0	58,977.0	61,351.0	65,164.0	3,813.0	6.2%
Grants	4,176.0	5,205.0	5,267.0	5,317.0	50.0	0.9%
Las Cruces	166,000.0	169,684.5	177,936.0	184,974.0	7,038.0	4.0%
Undergraduate	147,337.0	150,602.5	158,718.0	164,013.0	5,295.0	3.3%
Graduate	18,663.0	19,082.0	19,218.0	20,961.0	1,743.0	9.1%

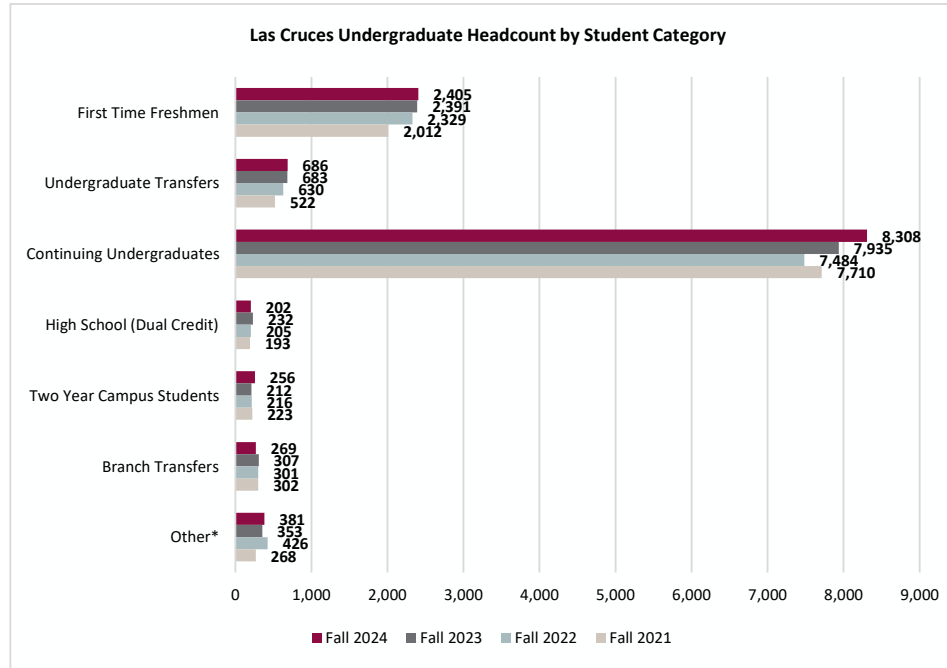
Footnotes

*The NMSU-Carlsbad branch campus became an independent institution named Southeast New Mexico College on April 1, 2022.
 Census Dates: Fall 2021, 9/3/2021; Fall 2022, 9/2/2022; Fall 2023, 9/1/2023; Fall 2024, 9/6/2024

NMSU Enrollment Report

Fall 2024 CENSUS

Las Cruces Undergraduate Headcount by Student Category



Campus	Fall 2021	Fall 2022	Fall 2023	Fall 2024	1 Year Change	1 Year % change
First Time Freshmen	2,012	2,329	2,391	2,405	14	0.6%
Undergraduate Transfers	522	630	683	686	3	0.4%
Continuing Undergraduates	7,710	7,484	7,935	8,308	373	4.7%
Freshmen	182	236	344	328	-16	-4.7%
Sophomore	1,497	1,464	1,702	1,872	170	10.0%
Junior	1,832	1,721	1,730	1,965	235	13.6%
Senior	4,144	4,001	4,099	4,094	-5	-0.1%
Non Degree	55	62	60	49	-11	-18.3%
Post Baccalaureate	0	0	0	0	0	N/A
High School (Dual Credit)	193	205	232	202	-30	-12.9%
Two Year Campus Students	223	216	212	256	44	20.8%
Branch Transfers	302	301	307	269	-38	-12.4%
Other*	268	426	353	381	28	7.9%
Total	11,230	11,591	12,113	12,507	394	3.3%

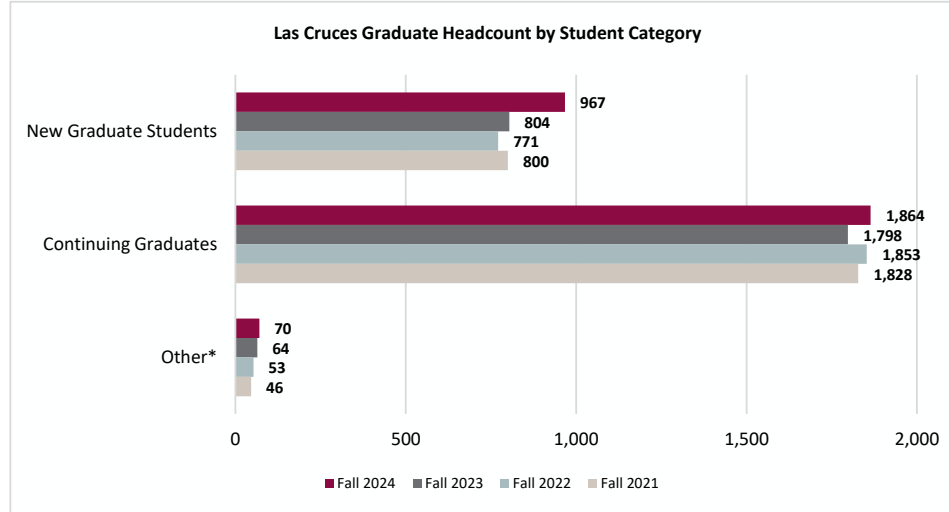
Footnotes

* Other includes re-admits, change in status, and guest matriculants.

Census Dates: Fall 2021, 9/3/2021; Fall 2022, 9/2/2022; Fall 2023, 9/1/2023; Fall 2024, 9/6/2024

NMSU Enrollment Report Fall 2024 CENSUS

Las Cruces Graduate Headcount by Student Category



Campus	Fall 2021	Fall 2022	Fall 2023	Fall 2024	1 Year Change	1 Year % change
New Graduate Students	800	771	804	967	163	20.3%
Continuing Graduates	1,828	1,853	1,798	1,864	66	3.7%
Masters	1,248	1,258	1,170	1,252	82	7.0%
Doctorate	542	554	582	572	-10	-1.7%
Education Specialist	20	25	19	23	4	21.1%
Non Degree	18	16	27	17	-10	-37.0%
Other*	46	53	64	70	6	9.4%
Total	2,674	2,677	2,666	2,901	235	8.8%

Footnotes

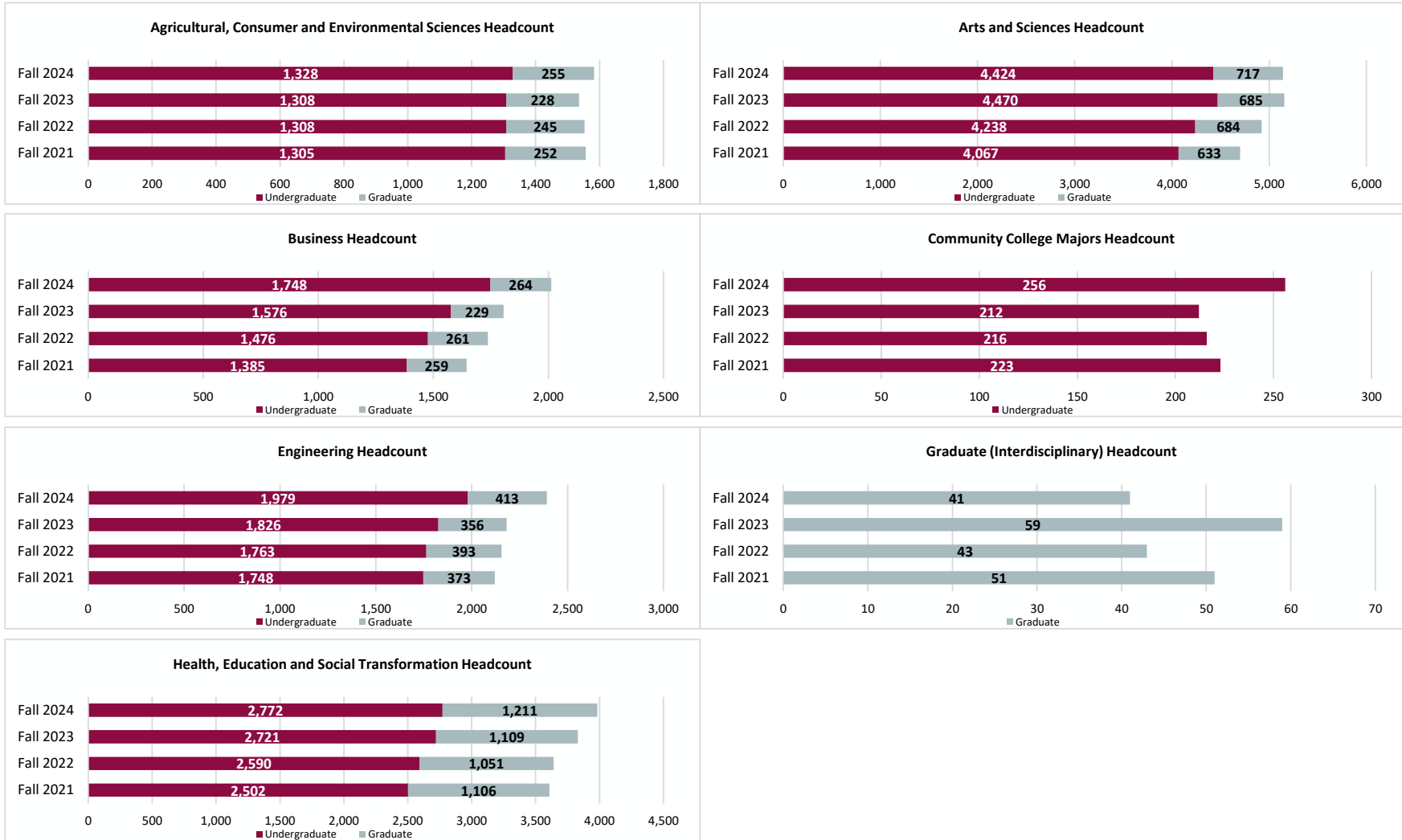
* Other includes re-admits, change in status, and guest matriculants.

Census Dates: Fall 2021, 9/3/2021; Fall 2022, 9/2/2022; Fall 2023, 9/1/2023; Fall 2024, 9/6/2024

NMSU Enrollment Report

Fall 2024 CENSUS

Las Cruces Campus Headcount by College



NMSU Enrollment Report
Fall 2024 CENSUS

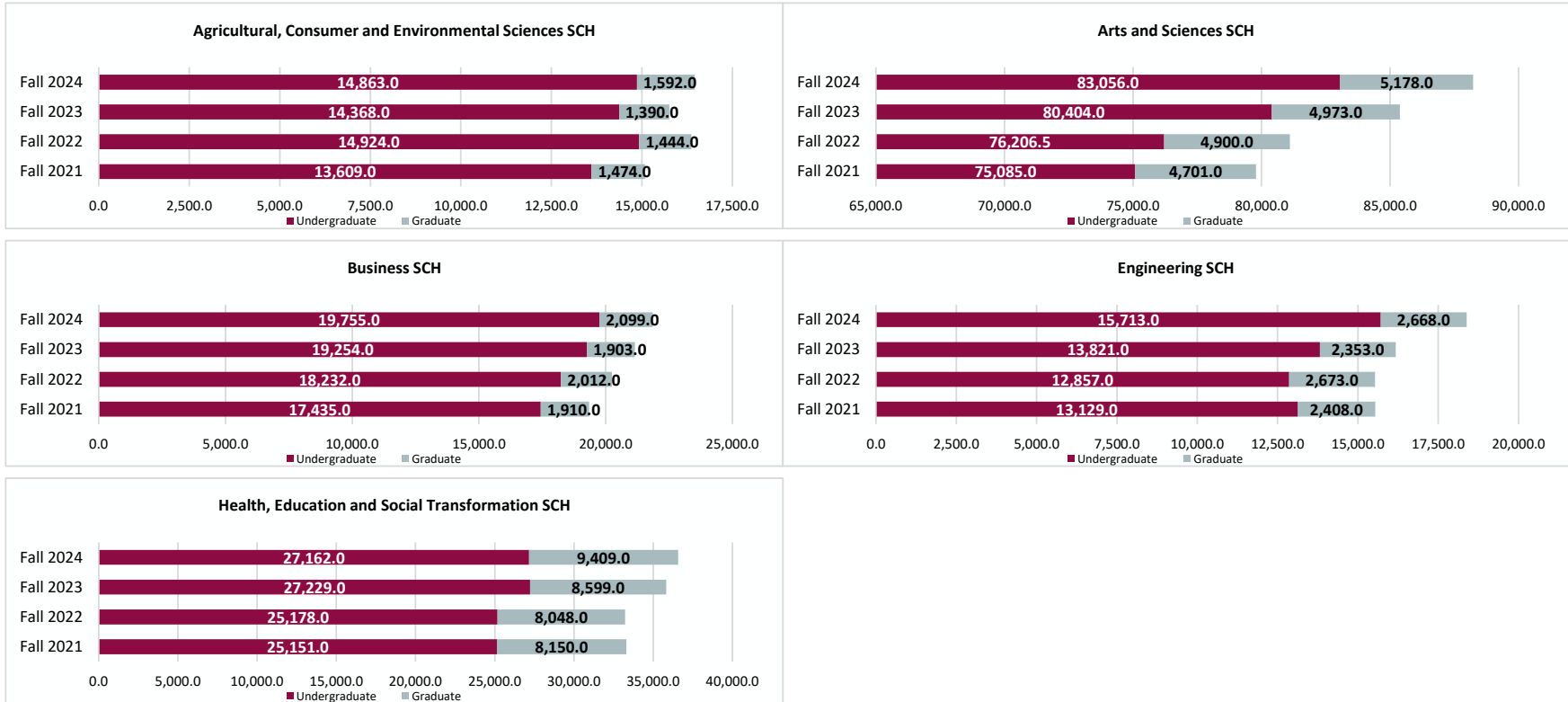
Las Cruces Campus Headcount by College

College	Student Level	Fall 2021	Fall 2022	Fall 2023	Fall 2024	1 Year Change	1 Year % change
Ag., Consumer, & Environ. Sci.	Undergraduate	1,305	1,308	1,308	1,328	20	1.5%
	Graduate	252	245	228	255	27	11.8%
	Total	1,557	1,553	1,536	1,583	47	3.1%
Arts and Sciences	Undergraduate	4,067	4,238	4,470	4,424	-46	-1.0%
	Graduate	633	684	685	717	32	4.7%
	Total	4,700	4,922	5,155	5,141	-14	-0.3%
Business	Undergraduate	1,385	1,476	1,576	1,748	172	10.9%
	Graduate	259	261	229	264	35	15.3%
	Total	1,644	1,737	1,805	2,012	207	11.5%
Community College Majors	Undergraduate	223	216	212	256	44	20.8%
	Total	223	216	212	256	44	20.8%
Engineering	Undergraduate	1,748	1,763	1,826	1,979	153	8.4%
	Graduate	373	393	356	413	57	16.0%
	Total	2,121	2,156	2,182	2,392	210	9.6%
Graduate (Interdisciplinary)	Graduate	51	43	59	41	-18	-30.5%
	Total	51	43	59	41	-18	-30.5%
Health, Educ., & Social Transf.	Undergraduate	2,502	2,590	2,721	2,772	51	1.9%
	Graduate	1,106	1,051	1,109	1,211	102	9.2%
	Total	3,608	3,641	3,830	3,983	153	4.0%
Total Las Cruces Campus	Undergraduate	11,230	11,591	12,113	12,507	394	3.3%
	Graduate	2,674	2,677	2,666	2,901	235	8.8%
	Total	13,904	14,268	14,779	15,408	629	4.3%

NMSU Enrollment Report

Fall 2024 CENSUS

Las Cruces Campus SCH by College



NMSU Enrollment Report

Fall 2024 CENSUS

Las Cruces Campus SCH by College

College	Student Level	Fall 2021	Fall 2022	Fall 2023	Fall 2024	1 Year Change	1 Year % change
Ag., Consumer, & Environ. Sci.	Undergraduate	13,609.0	14,924.0	14,368.0	14,863.0	495.0	3.4%
	Graduate	1,474.0	1,444.0	1,390.0	1,592.0	202.0	14.5%
	Total	15,083.0	16,368.0	15,758.0	16,455.0	697.0	4.4%
Arts and Sciences	Undergraduate	75,085.0	76,206.5	80,404.0	83,056.0	2,652.0	3.3%
	Graduate	4,701.0	4,900.0	4,973.0	5,178.0	205.0	4.1%
	Total	79,786.0	81,106.5	85,377.0	88,234.0	2,857.0	3.3%
Business	Undergraduate	17,435.0	18,232.0	19,254.0	19,755.0	501.0	2.6%
	Graduate	1,910.0	2,012.0	1,903.0	2,099.0	196.0	10.3%
	Total	19,345.0	20,244.0	21,157.0	21,854.0	697.0	3.3%
Community College Majors	Undergraduate	0.0	0.0	0.0	0.0	0.0	N/A
	Total	0.0	0.0	0.0	0.0	0.0	N/A
Engineering	Undergraduate	13,129.0	12,857.0	13,821.0	15,713.0	1,892.0	13.7%
	Graduate	2,408.0	2,673.0	2,353.0	2,668.0	315.0	13.4%
	Total	15,537.0	15,530.0	16,174.0	18,381.0	2,207.0	13.6%
Graduate (Interdisciplinary)	Graduate	20.0	5.0	0.0	15.0	15.0	N/A
	Total	20.0	5.0	0.0	15.0	15.0	N/A
Health, Educ., & Social Transf.	Undergraduate	25,151.0	25,178.0	27,229.0	27,162.0	-67.0	-0.2%
	Graduate	8,150.0	8,048.0	8,599.0	9,409.0	810.0	9.4%
	Total	33,301.0	33,226.0	35,828.0	36,571.0	743.0	2.1%
Honors College	Undergraduate	527.0	457.0	690.0	877.0	187.0	27.1%
	Graduate	0.0	0.0	0.0	0.0	0.0	N/A
	Total	527.0	457.0	690.0	877.0	187.0	27.1%
University Studies	Undergraduate	2,362.0	2,728.0	2,728.0	2,311.0	-417.0	-15.3%
	Graduate	0.0	0.0	0.0	0.0	0.0	N/A
	Total	2,362.0	2,728.0	2,728.0	2,311.0	-417.0	-15.3%
Total Las Cruces Campus	Undergraduate	147,298.0	150,582.5	158,494.0	163,737.0	5,243.0	3.3%
	Graduate	18,663.0	19,082.0	19,218.0	20,961.0	1,743.0	9.1%
	Total	165,961.0	169,664.5	177,712.0	184,698.0	6,986.0	3.9%